


## Cordless impact driver ASS 18-1/2 inch COMPACT M-CUBE



Illustration only



**Compact and powerful cordless impact driver with adjustable power levels and high breakaway torque for versatile applications, which was developed by Würth in accordance with the requirements of tradespeople**

- Three power levels plus an additional Automatic mode that shuts down the engine when the impact mechanism is started, thus minimising the risk of damage to the screw connection
- High speed and impact frequency result in a higher breakaway torque of up to approx. 800 Nm, which also enables seized wheel nuts to be loosened
- The brushless motor with overload protection requires little maintenance and is long lasting and powerful
- Effortless and user-friendly working thanks to the compact and lightweight design with rubberised handle
- No recoil or torque effect on the wrist
- Optimum illumination of the working area thanks to triple LED on the gear head

**2 Years WÜRTH MASTERPLUS Warranty for wear damage and replacement of batteries and chargers**

The current WÜRTH MASTERPLUS warranty conditions must be observed.

Excluded are damages caused by improper use, overloading or failure to observe the operating instructions.


Type description	ASS 18-1/2 inch COMPACT
Min./max. idle speed	0-2750 rpm
Min./max. impact rate	0-3500 rpm
Max. torque for hard screwing application	460 Nm
Suitable for screw	M10 - M20
Tool holding device	1/2-inch external square
Length	199 mm
Width	71 mm
Height	253 mm
Weight of machine with rechargeable battery	2.4 kg

Number of rechargeable batteries/batteries	Rechargeable battery/battery capacity	Art. no.	P. Qty.
0 PCS	0 Ah	<b>5701 406 000</b>	1
2 PCS	4 Ah	<b>5701 406 005</b>	1
2 PCS	5 Ah	<b>5701 406 004</b>	1

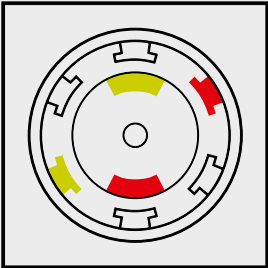
## Details/Application

The ASS 18-1/2 inch COMPACT M-CUBE is ideal for tightening and loosening tight, metric screw connections up to a maximum size of M20.


The automotive sector uses ASS 18-1/2 inch COMPACT M-CUBE to loosen wheel fasteners.



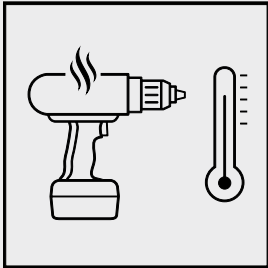
Brushless motor:




Longer working life of the EC-motors, low-maintenance, as carbon brushes do not have to be changed. More efficient and powerful motor in a smaller size.



Electronic motor protection function:



Continuous motor monitoring increases its service life, since the motor is shut off quickly in the event of overloading, overheating or a jam.



## Instructions

The Automatic mode is only suitable for metric screw connections that do not require a specific torque. If the screw head has become flush with the workpiece in the course of the screwing process and the impact mechanism of the device starts, the motor switches off automatically.

## Notice

Impact drivers are not torque drivers. Connections requiring a specific torque must be checked by means of a torque measuring device after tightening with the impact driver. Use hearing and eye protection.

<b>Contents for art. no. 5701 406 004</b>		
<b>Designation</b>	<b>Art. no.</b>	<b>Quantity</b>
System case 8.4.2	<b>5581 011 000</b>	1
Battery Li-ion 18 V BASIC M-CUBE 5 Ah	<b>5703 450 000</b>	2
Charger ALG 18 V M-CUBE ALG 18/6 FAST	<b>5705 860 000</b>	1
Case insert for MASTER machines	<b>5801 842 406</b>	1

<b>Spare parts</b>	<b>Art. no.</b>
Battery Li-ion 18 V BASIC M-CUBE 4 Ah	<b>5704 180 000</b>
Charger ALG 18 V M-CUBE ALG 18/4 BASIC	<b>5705 180 000</b>

<b>Related products</b>	<b>Art. no.</b>
1/2 inch impact socket wrench insert power set	<b>0714 134 30</b>
Safety goggles Cetus®X-treme 65KB	<b>0899 102 382</b>
System case 8.4.2	<b>5581 011 000</b>
Case insert for MASTER machines	<b>5801 842 406</b>
1/2-inch impact socket wrench assortment	<b>0714 900 100</b>
1/2-inch impact socket wrench assortment	<b>0714 900 200</b>
Safety goggles Cetus®X-treme	<b>0899 102 380</b>
Ear defenders WNA 200	<b>0899 300 410</b>